


FloorBed[®] 2





FloorBed[®] 2

Reduce the risk of injury in the event of a patient fall

Reduce the risk of caregiver injury

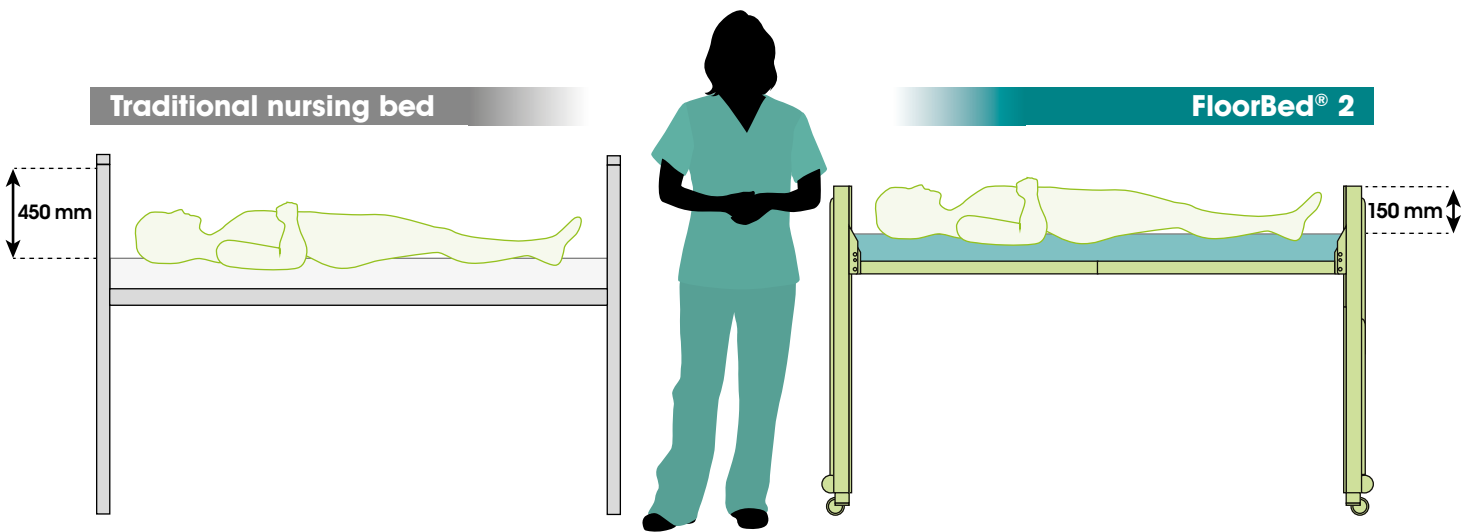
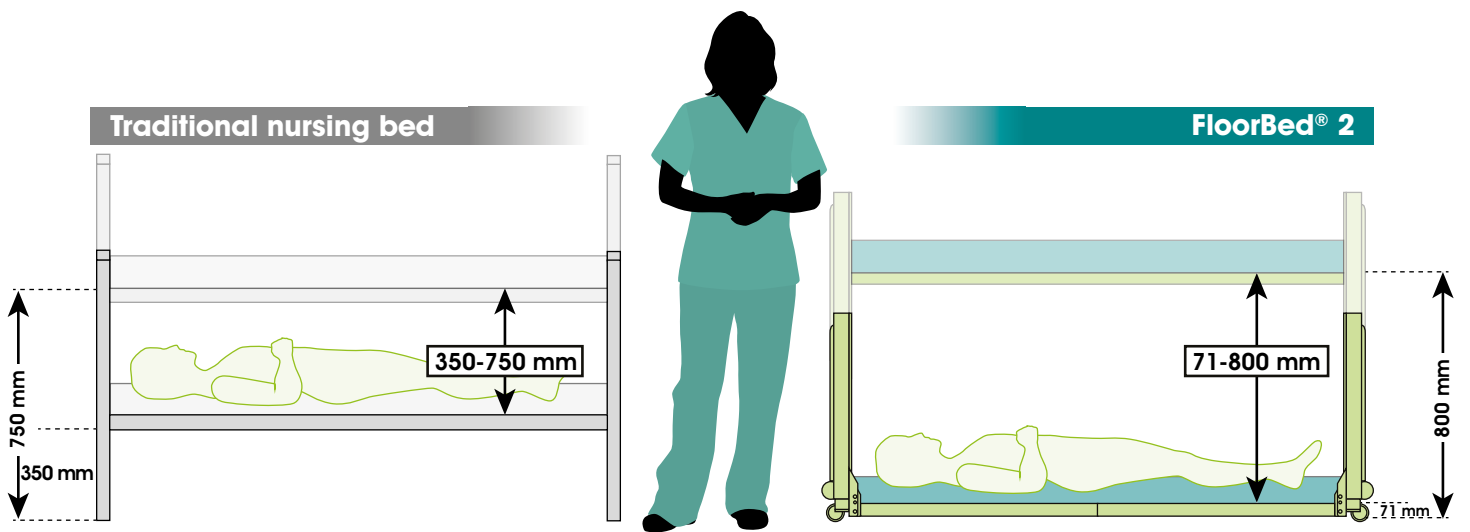
Enable independence and mobility



TECHNICAL SPECIFICATION

| | | | |
|---------------------|--------------------------------|----------------------|-----------------------------------------------------------------------------------|
| Overall dimensions: | 935 x 2285 mm (36.8 x 90.0 in) | Lifting range: | 71 - 800 mm (2.8 - 31.5 in) <i>(excl. mattress)</i> |
| Mattress size: | 900 x 2000 mm (35.4 x 78.7 in) | Profiling functions: | Backrest with Auto-regression, Kneebreak, Anti-Trendelenburg, Trendelenburg |
| Safe working load: | 185 kg (29 st, 408 lbs) | Part number: | NSB-0-FL2-200 |
| Patient weight: | 150 kg (24 st, 330 lbs) | | |

How does FloorBed® 2 compare to a traditional nursing bed?



FLOORBED® 2 FEATURES AND FUNCTIONS:

FloorBed® 2 raises to 800 mm which facilitates an even safer working height for taller carers

The height of the head and foot board when FloorBed® 2 is at full height is 1100 mm

The low head and foot board enable access to care tasks such as hair care and lower limb dressing

Low head and foot board will facilitate access to sliding sheets at the head or foot of the bed allowing single carer use to reposition a person up or down the bed

FloorBed® 2 Features



Width adjustable mattress guides



No trailing wires



Full nursing height



Concealed wheels



Backrest and kneebreak functions



Mattress platform height of just 7.1 cm – similar to a tennis ball!

FloorBed® 2 Accessories



Integrated side rails made of soft material



Head and foot board bumpers may reduce impact and minimise the risk of injury*



Safety mat, 22 cm high. Provides same height as a FloorBed® with 15 cm foam mattress*



Safety sleeve may reduce risk of entrapment as the platform mechanism is protected*



Bed lever to assist with bed mobility



Rotating bed lever for extra support in movement



Support bar to assist with bed mobility



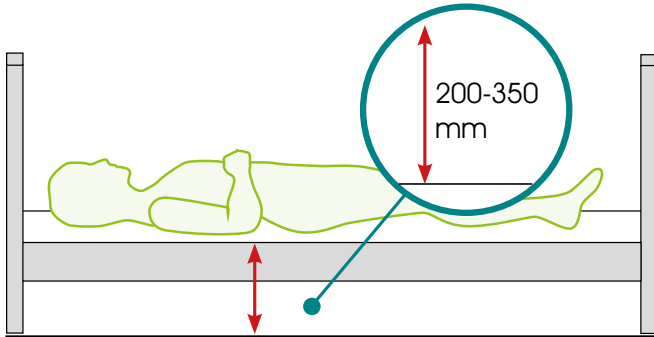
Easy to transport

* The picture depicts FloorBed® 1

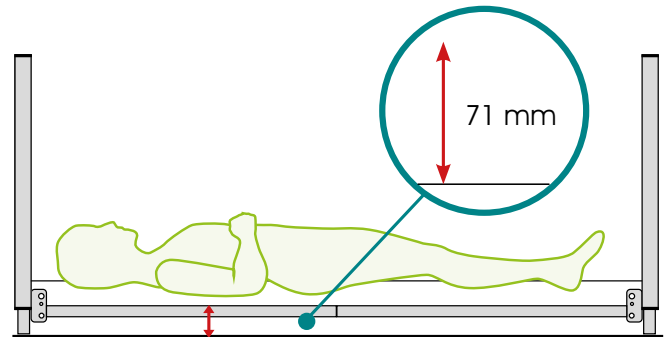
Visit our website at www.floorbed.com for the full range of FloorBed® 2 accessories.

Why FloorBed®?

Nursing and Low



FloorBed®



When to use FloorBed®?

If the user:

- Is at risk of bed falls
- Has uncontrolled movements
- Has difficulties with leg lifting, difficulty with bed transfers and difficulty with bed mobility



Injury risks when falling from bed

